




SWISH
OAK FLOORING


Swish Oak Contemporary: TECHNICAL SPECIFICATIONS




• Type	Engineered Oak Floor
• Origin	France
• PEFC	Yes
• Pattern	Single Strip
• Thickness	14/2mm
• Width	190mm
• Length	1900mm
• Surface Finish	German Klumpp UV Lacquer Matt 8%
• Edging	Bevelled Edge
• Profile	Tongue & Groove
• Installation Method	Floating / Glue down
• Pack Size	2.90 m ²
• Pack weight	23 kg
• Boards per pack	8
• VOC Rating	<E1
• Moisture Content	9%-11%
• Construction	2mm French oak top layer; 12mm Multi- Ply
• Slip Resistance Classification	P2
• Australian Fire Reaction Floor	AS/ISO 9239-1:2003 CRF 7.1KW/m ² Smoke Value 4%




Paris Luteous Oak




Elegant Natural Oak




Espresso Piccolo Oak



Elegant Milano Oak



Paris Modern Oak



Limed Piccolo Oak



Warranty Domestic:
25 Year Wear and Life time Structure



Warranty Commercial:
7 Year Wear and Lifetime Structure

Swish Oak flooring line:

TECHNICAL SPECIFICATIONS



Applications: For use in dry interior areas of private homes and commercial establishments
Warranty: 25 years for private use / 7 years for commercial use in accordance with the Swish oak warranty terms

Swish Oak Grade Description: ABCD

- AB: Sound knots below 30mm with max 5mm cracks allowed, cracks with putty; Firm black knots below 15mm allowed;
- Description/ Black streaks 3x50mm allowed; Slight to medium colour variation; Occasional slight sapwood allowed, sapwood can be stained to uniform colour.
- CD: Sound knots allowed, knots cracks with putty; Firm black knots below 40mm allowed, open black knots with putty below 20mm allowed;
- Black streaks 5x100mm allowed and based on above description, all knots that are not harmonious will be selected out; colour variation allowed, wild colour not allowed; Occasional slight sapwood allowed.
- Floorboards are carefully graded, but will include some colour variation

CLEANING INSTRUCTIONS:

As a general guide we recommend: Daily/weekly: Vacuum, sweep or use an antistatic mop to remove dust and dirt. How often you clean the floor is dependent on the amount of traffic and the amount of dirt carried onto the floor.

Weekly/monthly: Wash the floor using a damp mop and a recommended wood cleaner. Removing Dust and Dirt: Swish Oak Prefinished Floors are very well protected by the Aluminium Oxide UV coat, but to prevent grit, dirt and sand from being ground into the floor and scratching and abrading the finish, as with any floor, keep the floor clean. Routine vacuuming and frequent sweeping can limit the amount of dirt or grit getting onto the floor. Dust can cause damage if it is allowed to build up over time by inflicting minute scratches. When using a vacuum cleaner, check to ensure rollers cannot scratch wooden surface. Washing the floor: While an engineered floor deals better with water, this does not mean it can be allowed to get soaking wet. Periodic cleaning with a damp mop using a good quality nonabrasive wood floor cleaner (formulated for UV prefinished floors – Ex: Bona Wood Floor Cleaner range) to remove all residues. Floors must not be cleaned using steam mops.

IMPORTANT: Do not use oil based, ammoniated, abrasive paste, wax, silicones or solvent based products as they will harm the long term performance of the UV finish. Spillages: Spillages should be wiped up immediately with a dry cloth or paper towel. Ink, blood and wine are more likely to be in if they are allowed to dry. For sticky substances, moisten the cloth slightly.

*Swish Oak floors must be installed by a competent approved installer who will have the necessary skills and take individual site circumstance into account. Swish Oak Floors warranty will only apply to floors which have been installed according to the Swish Oak installation instructions available in each box of Swish Oak Flooring.

Terms & Conditions: Eco Flooring Australia Pty Ltd reserves the right to change the specifications of this product at any time without prior notice to third parties.

Eco Flooring Australia Pty Limited
Phone: 02 9631 7400 Fax: 02 8569 0535
e-mail: enquiries@ecoflooring.com.au

Copyright © 2020 Details cannot be reproduced without the permission of Eco Flooring Australia Pty Ltd



ECO FLOORING SYSTEMS®